







## ARUBA INDOOR 802.11a/b/g/n ACCESS POINT PRODUCT LINE MATRIX

Model		AP-92 & AP-93	AP-105	AP-120 & AP-121	AP-124 & AP-125
Form Factor					
Applications <sup>[1]</sup>	Description	The multifunction AP-92 and AP-93 are entry-level indoor 802.11n access points (APs) designed for low-density deployments in offices, hospitals, schools and retail stores. The AP-92 features a single 2x2 MIMO dual-band 2.4-GHz/5-GHz radio with external antennas while the AP-93 features the same radio with internal antennas. Both APs can provide WLAN access with part-time air monitoring, dedicated air monitoring for wireless IPS and spectrum analysis, Remote AP (RAP) functionality or secure enterprise mesh.	The multifunction AP-105 is an affordable indoor 802.11n access point (AP) designed for high-density deployments in offices, hospitals, schools and retail stores. It features two 2x2 MIMO dual-band 2.4-GHz/5-GHz radios with two internal omni-directional antennas, plus ceiling and wall mounting options. The AP-105 can provide WLAN access with part-time air monitoring, dedicated air monitoring for wireless IPS and spectrum analysis, Remote AP (RAP) functionality or secure enterprise mesh.	The multifunction AP-120 and AP-121 are indoor 802.11n access points (APs) designed for maximum deployment flexibility in low-density environments that require above-ceiling or enclosure-based installations. The AP-120 features a single 3x3 MIMO dual-band 2.4-GHz/5GHz radio with detachable antenna interfaces while the AP-121 features the same radio with integrated antenna elements. Both APs can provide WLAN access with part-time air monitoring, dedicated air monitoring for wireless IPS and spectrum analysis, Remote AP (RAP) functionality or secure enterprise mesh.	The multifunction AP-124 and AP-125 are ultra-high-performance indoor 802.11n access points (APs) designed for maximum deployment flexibility in high-density environments that require above-ceiling or enclosure-based installations. The AP-124 features two 3x3 MIMO dual-band 2.4-GHz/5-GHz radios with detachable antenna interfaces while the AP-125 features the same radios with integrated antenna elements. Both APs can provide WLAN access with part-time air monitoring, dedicated air monitoring for wireless IPS and spectrum analysis, Remote AP (RAP) functionality or secure enterprise mesh.
	Campus AP	Yes (ArubaOS 5.0.1+)	Yes (ArubaOS 3.3.3+ or ArubaOS 3.4.1+)	Yes	Yes
	Remote AP	Yes (ArubaOS 5.0.1+)	Yes (ArubaOS 3.3.3+ or ArubaOS 3.4.1+)	Yes (ArubaOS 3.3.2+)	Yes (ArubaOS 3.3.2+)
	Mesh	Yes (ArubaOS 5.0.1+)	Yes (ArubaOS 3.3.3+ or ArubaOS 3.4.1+)	Yes (ArubaOS 3.4+)	Yes (ArubaOS 3.4+)
	Remote Mesh	Yes (ArubaOS 5.0.1+)	Yes (ArubaOS 3.4.1+)	Yes (ArubaOS 3.4+)	Yes (ArubaOS 3.4+)
	Air Monitor (AM)	Yes (ArubaOS 5.0.1+)	Yes (ArubaOS 3.3.3+ or ArubaOS 3.4.1+)	Yes	Yes
	AP and AM	Yes (ArubaOS 5.0.1+)	Yes (ArubaOS 3.3.3+ or ArubaOS 3.4.1+)	Yes	Yes
Spectrum Analysis <sup>[2]</sup>	Yes. Spectrum analysis <sup>[2]</sup> remotely scans the 2.4-GHz and 5-GHz radio bands to identify sources of RF interference. This provides visibility into non-802.11 RF interference sources and their effect on 802.11 channel quality.				

[1] Number in parenthesis indicates minimum ArubaOS version

[2] Available in Q3CY2010

[3] Concurrent operation of both radios in the same frequency band (2.4 GHz / 5 GHz) is not supported

## ARUBA INDOOR 802.11a/b/g/n ACCESS POINT PRODUCT LINE MATRIX

Model	AP-92 & AP-93	AP-105	AP-120 & AP-121	AP-124 & AP-125
<b>Number of Radios</b>	Single Radio	Dual Radio <sup>[3]</sup>	Single Radio	Dual Radio <sup>[3]</sup>
<b>Operating Frequencies</b>	2.4-2.5 GHz 5.150-5.950 GHz Radio channel availability is centrally managed by the controller, based on configured regulatory domain			
<b>DFS Support</b>	Yes	Yes	Yes	Yes
<b>RF Management</b>	Adaptive Radio Management (ARM) provides dynamic, application-aware channel management to maximize network capacity and ensure fairness in bandwidth availability per user. Capabilities include adaptive power and channel assignments, coordinated access to a single channel, band steering, channel load balancing, airtime fairness, airtime performance protection and coverage hole detection. In addition, spectrum analysis <sup>[2]</sup> remotely scans the 2.4-GHz and 5-GHz radio bands to identify sources of RF interference. This provides visibility into non-802.11 RF interference sources and their effect on 802.11 channel quality.			
<b>Antennas</b> <a href="#">(Click here to view the Antenna Product Line Matrix.)</a>	AP-92: Dual RP-SMA interfaces for external dual-band antenna (supports 2x2 MIMO spatial diversity)  AP-93: Integrated, dual, omni-directional dual-band dipole (supports 2x2 MIMO spatial diversity)	Integral, Dual, Omni-directional Dual-Band dipole (supports 2x2 MIMO spatial diversity)	AP-120: Tri (3x3), RP-SMA interfaces for external antenna support (supports 3x3 and below MIMO spatial diversity)  AP-121: Integral, Tri (3x3), Omni-directional Dual-Band dipole (supports 3x3 and below MIMO spatial diversity)	AP-124: Tri (3x3), RP-SMA interfaces for external antenna support (supports 3x3 and below MIMO spatial diversity)  AP-125: Integral, Tri (3x3), Omni-directional Dual-Band dipole (supports 3x3 and below MIMO spatial diversity)
<b>Network Interfaces</b>	1x10/100/1000BASE-T Ethernet (RJ-45), auto-sensing link speed and MDI/MDX	1x10/100/1000BASE-T Ethernet (RJ45) , Auto-sensing link speed and MDI/MDX	2x100/1000BASE-T Ethernet (RJ45) , Auto-sensing link speed and MDI/MDX	2x100/1000BASE-T Ethernet (RJ45) , Auto-sensing link speed and MDI/MDX
<b>Other Interfaces</b>	Console interface (RJ-45)	Console interface (RJ45)	Console interface (RJ45)	Console interface (RJ45)
<b>Power over Ethernet (PoE) Interfaces</b>	48 V DC 802.3af compliant	48 V DC 802.3af compliant	48 V DC 802.3af or 802.3at or PoE + inter operable with intelli-source PSE sourcing intelligence (both ports)	48 V DC 802.3af or 802.3at or PoE + inter operable with intelli-source PSE sourcing intelligence (both ports)
<b>DC Power Interfaces</b>	12 V, 1.25 A	12 V, 1.25 A	5 V, 2.4 A	5 V, 3.2 A
<b>Power Consumption</b>	10 watts (maximum)	12.5 watts (maximum)	12 watts (maximum)	16 watts (maximum)
<b>Environmental</b>	<b>Class</b>	Indoor, plenum-rated	Indoor, plenum-rated	Indoor, plenum-rated
	<b>Operating Temperature</b>	0° C to +50° C (+32° F to +122° F)	0° C to +50° C (+32° F to +122° F)	0° C to +50° C (+32° F to +122° F)
<b>TAA</b>	Planned	Yes	No	No
<b>TAA/FIPS (AP HW)</b>	Planned	Planned	No	Yes
<b>FIPS (SW)</b>	Planned	Planned	ArubaOS 3.3-FIPS	ArubaOS 3.3-FIPS

## ARUBA INDOOR 802.11a/b/g/n ACCESS POINT PRODUCT LINE MATRIX

Model		AP-92 & AP-93	AP-105	AP-120 & AP-121	AP-124 & AP-125
<b>CC-EAL</b>		Planned	Planned	Planned	Planned
<b>Part Numbers</b>	<b>Access Points</b>	AP-92 (802.11a/n or 802.11b/g/n with antenna connectors) AP-93 (802.11a/n or 802.11b/g/n with integrated antenna) AP-93 (802.11a/n or 802.11b/g/n with integrated antenna)	AP-105 (802.11a/n and 802.11b/g/n)	AP-120 (802.11a/n or 802.11b/g/n only) AP-121 (802.11a/n or 802.11b/g/n only)	AP-124 (802.11a/n and 802.11b/g/n) AP-125 (802.11a/n and 802.11b/g/n)
	<b>Accessories</b>	AP-90-MNT	AP-105-MNT: Wall-mount cradle brackets (Note: Blocks DC power connector) AP-105-MNT-C: Ceiling-tile rail adapter	AP-120-MNT (mount kit) AP-120-MNT-WJ (wall jack mounting kit) AP-120-MNT-CV (cover mounting kit)	
	<b>Attachable Antennas</b>	AP-92: See <a href="#">Antenna Matrix</a> AP-93: Not supported	Not supported	AP-120: See <a href="#">Antenna Matrix</a> AP-121: Not supported	AP-124: See <a href="#">Antenna Matrix</a> AP-125: Not supported
	<b>AC Power Adapters</b>	AP-AC-UN (universal)	AP-AC-UN (universal)	AP-AC-AUS-2 (Australia) AP-AC-BR-2 (Brazil) AP-AC-CHN-2 (China) AP-AC-EC-2 (Central Europe) AP-AC-IN-2 (India) AP-AC-IT-2 (Italy) AP-AC-JPN-2 (Japan) AP-AC-KOR-2 (Korea) AP-AC-NA-2 / AP-AC-LA-2 (North America) AP-AC-UK-2 (UK)	



[WWW.ARUBANETWORKS.COM](http://WWW.ARUBANETWORKS.COM)

1344 Crossman Avenue, Sunnyvale, CA 94089 | 1-866-55-ARUBA | Tel. +1 408.227.4500 | Fax. +1 408.227.4550 | [info@arubanetworks.com](mailto:info@arubanetworks.com)